



Cloud? Pas pour moi!

SophiaConf 2013
Alexis Moussine-Pouchkine









72 hours



100 million gigabytes



425 million users



1.5 million activations

Google™ **Get a chunk of this all**

Run your applications on Google's Datacenters

Legacy-aware?



J2EE

JSF

Spring

JAX-RS

JPA

...

Yes!

Applications Cloud



NoSQL

- Cloud DataStore

State-tier

- Memcache

Services

- Mail API,

- Users API,

- Storage API, ...

Mobile clients

Social clients

Extreme Scalability

Unpredictable load

Pay-per-use

Private or Public Cloud ?



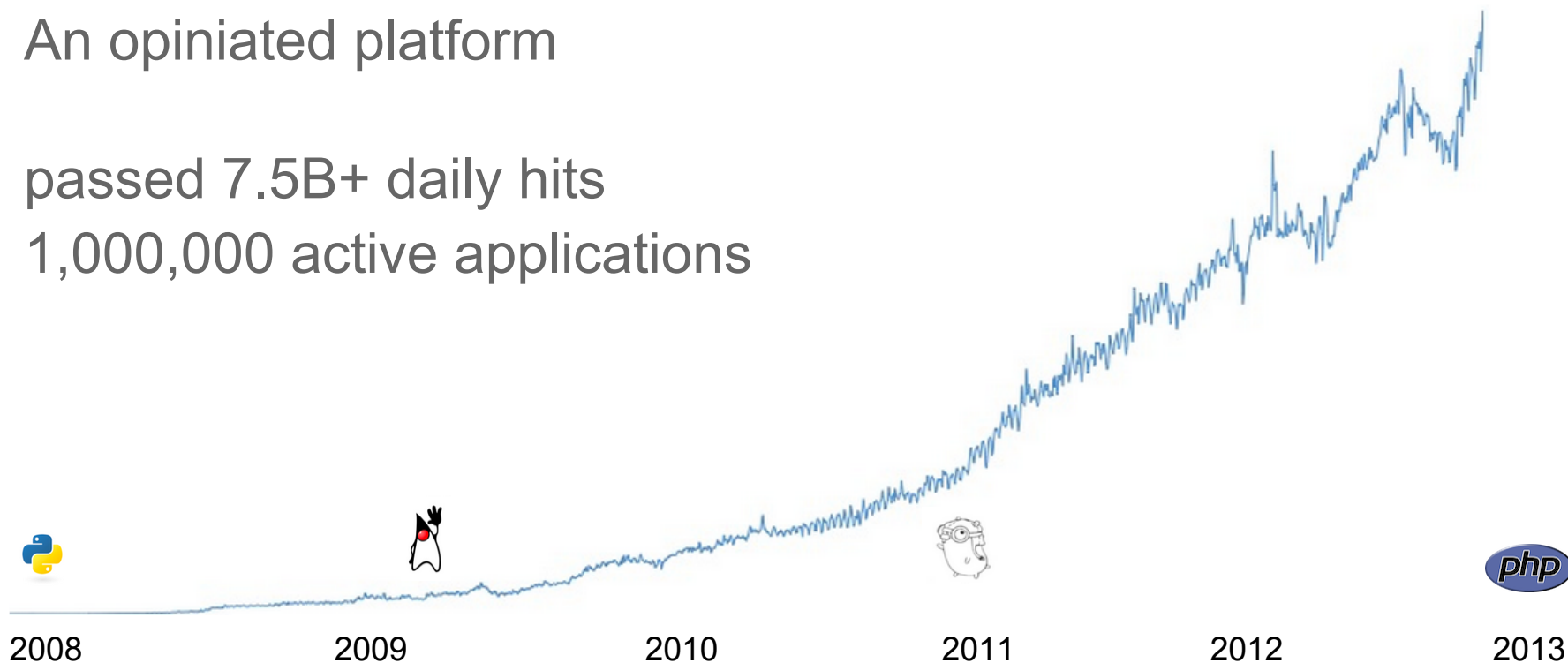
Google AppEngine



An opinionated platform

passed 7.5B+ daily hits

1,000,000 active applications



European Data Centers

Compliance and Locality



Application Hosting in EU

Data replicated within EU



Lock-In !?



Speed and Power vs. Portability

TCK - Compatibility Kit



~~Speed and Power vs. Portability~~

Google Open-Sourced the App Engine product tests @
<https://github.com/GoogleCloudPlatform/appengine-tck>

TCK - Compatibility Kit



~~Speed and Power vs. Portability~~

Google Open-Sourced the App Engine product tests -
<https://github.com/GoogleCloudPlatform/appengine-tck>

Redhat/JBoss implements the TCK with CapeDwarf
... and contributes to the TCK

Cost Driven Development



Google app engine

Application Stats for s~jcandystore

All costs displayed in micropennies (1 dollar equals 100 pennies, 1 penny equals 1 million micropennies)

Refresh Now

RPC Stats [+ Expand All](#)

RPC	Count	Cost	Cost %
+ rdbms.Exec	17	0	0.0%
+ memcache.Get	6	0	0.0%
+ rdbms.OpenConnection	4	0	0.0%
+ user.CreateLoginURL	4	0	0.0%
+ datastore_v3.Get	3	210	14.9%
+ rdbms.ExecOp	3	0	0.0%
+ datastore_v3.Delete	2	400	28.4%
+ datastore_v3.Put	2	800	56.7%
+ memcache.Delete	2	0	0.0%
+ memcache.Set	2	0	0.0%
+ mail.SendToAdmins	1	0	0.0%
+ rdbms.CloseConnection	1	0	0.0%
+ rdbms.GetMetadata	1	0	0.0%
+ user.CreateLogoutURL	1	0	0.0%

Path Stats [+ Expand All](#)

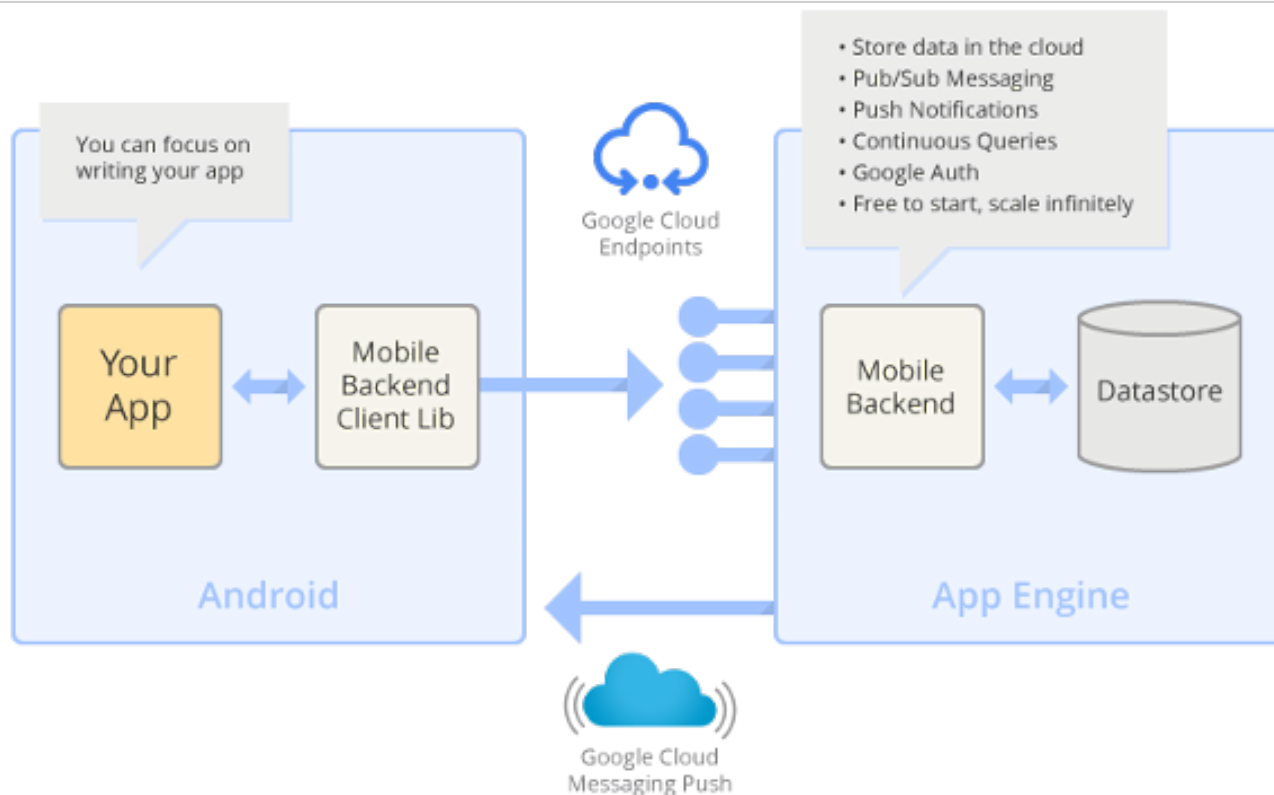
Path	#RPCs	Cost	Cost%	#Requests	Most Recent requests
+ /productView	20	400	28.4%	6	(4) (5) (6) (8) (9) (25)
+ /checkout	11	400	28.4%	1	(1)
+ /	9	610	43.3%	1	(10)
+ /appstats/stats	5	0	0.0%	5	(15) (16) (19) (21) (23)
+ /cart	4	0	0.0%	2	(2) (3)
+ /appstats	0	0	0.0%	5	(17) (18) (20) (22) (24)
+ /appstats/static/app_engine_logo_sm.gif	0	0	0.0%	1	(14)
+ /appstats/static/appstats_js.js	0	0	0.0%	1	(13)
+ /appstats/static/minus.gif	0	0	0.0%	1	(11)
+ /appstats/static/plus.gif	0	0	0.0%	1	(12)
+ /assets/img/candies//ReglisseCouleur.png	0	0	0.0%	1	(7)
+ /robots.txt	0	0	0.0%	2	(26) (27)

PaaS or IaaS?






Mobile Backend Starter





Google™



Build. Store. Analyze.

